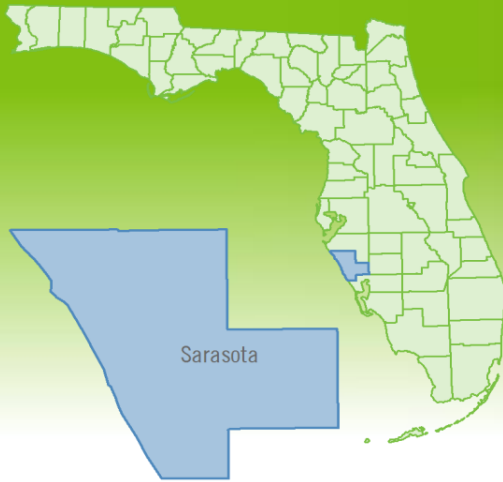


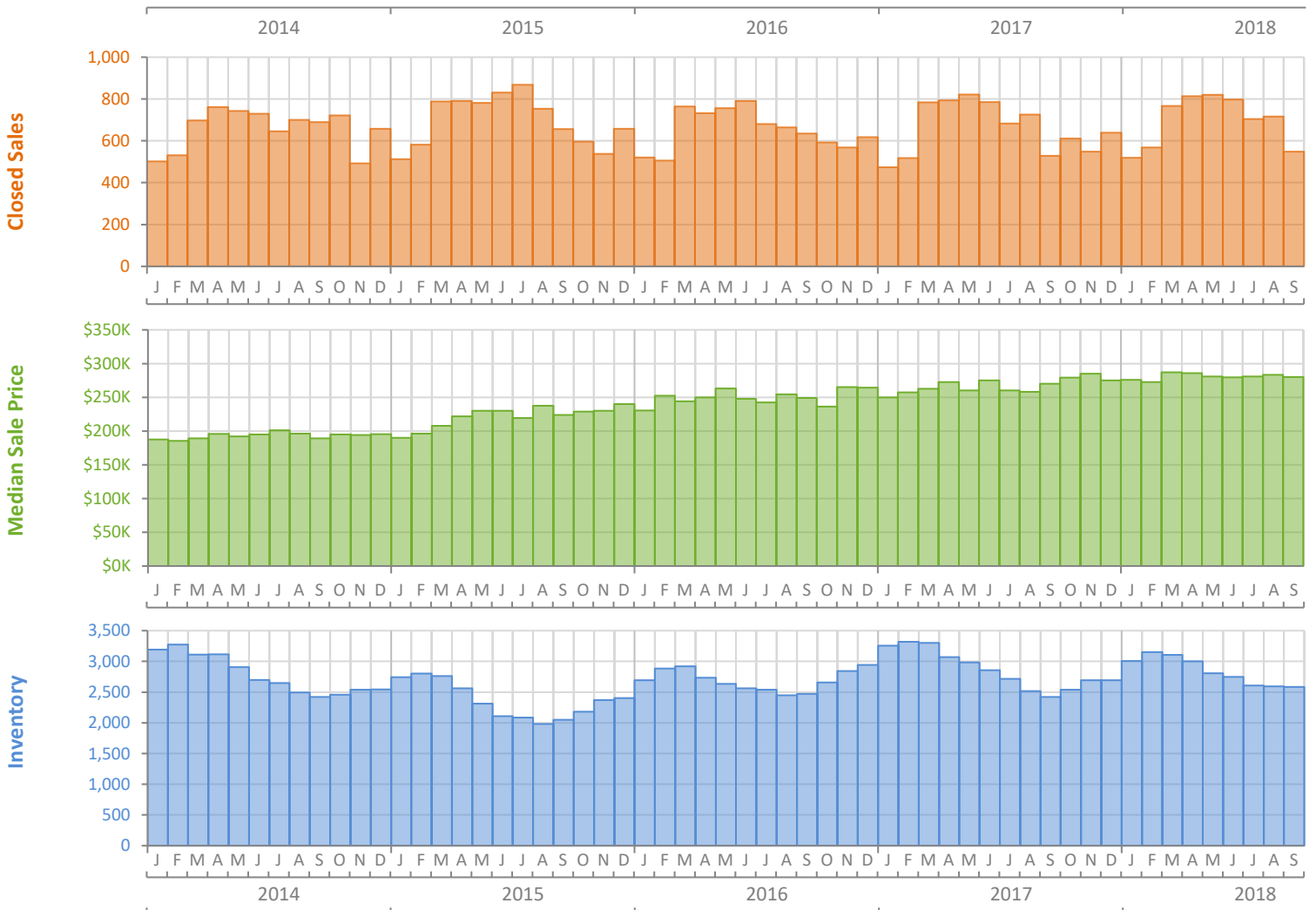
# Monthly Market Summary - September 2018

## Single Family Homes

### Sarasota County



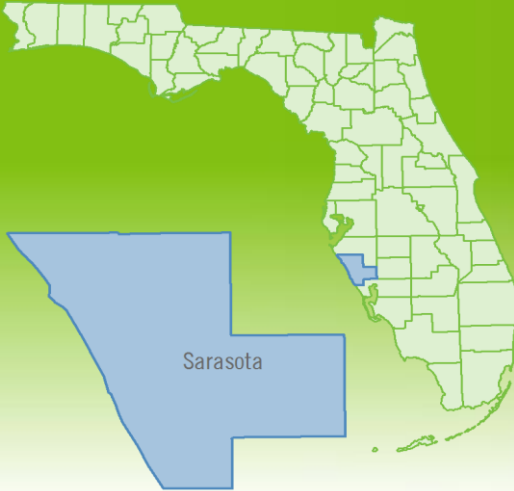
	September 2018	September 2017	Percent Change Year-over-Year
Closed Sales	548	529	3.6%
Paid in Cash	196	212	-7.5%
Median Sale Price	\$280,000	\$269,900	3.7%
Average Sale Price	\$355,485	\$353,869	0.5%
Dollar Volume	\$194.8 Million	\$187.2 Million	4.1%
Med. Pct. of Orig. List Price Received	95.9%	95.7%	0.2%
Median Time to Contract	46 Days	43 Days	7.0%
Median Time to Sale	91 Days	90 Days	1.1%
New Pending Sales	582	452	28.8%
New Listings	718	477	50.5%
Pending Inventory	797	816	-2.3%
Inventory (Active Listings)	2,583	2,420	6.7%
Months Supply of Inventory	3.8	3.7	2.7%



# Monthly Distressed Market - September 2018

## Single Family Homes

### Sarasota County



		September 2018	September 2017	Percent Change Year-over-Year
Traditional	Closed Sales	534	503	6.2%
	Median Sale Price	\$285,000	\$274,900	3.7%
Foreclosure/REO	Closed Sales	13	20	-35.0%
	Median Sale Price	\$203,500	\$147,750	37.7%
Short Sale	Closed Sales	1	6	-83.3%
	Median Sale Price	\$171,000	\$230,000	-25.7%

